


This tool allows you to view the practice results for the GP Patient Survey. This NHS England survey, run by survey specialist Ipsos MORI, assesses patients' experiences of local NHS services.

Please note that not all differences (particularly at practice level) will be statistically significant. Caution is therefore advised when comparing findings at practice level.

## Core Questions

### HOUNSFIELD SURGERY

#### Q26 Is your GP surgery currently open at times that are convenient for you?

Yes	48	77%	
No	12	20%	
Don't know	2	4%	
	<u>62</u>		


#### Q3 Generally, how easy is it to get through to someone at your GP surgery on the phone?

Very easy	56	88%	
Fairly easy	8	12%	
Not very easy	0	0%	
Not at all easy	0	0%	
Haven't tried	0	0%	
Easy (total)	<u>64</u>	100%	
	64		





#### Q4 How helpful do you find the receptionists at your GP surgery?

Very helpful	47	75%	
Fairly helpful	15	24%	
Not very helpful	0	1%	
Not at all helpful	0	1%	
Don't know	0	0%	
Helpful (total)	<u>62</u>	99%	
	63		

#### Q18 Overall, how would you describe your experience of making an appointment?

Very good	48	78%	
Fairly good	12	20%	
Neither good nor poor	1	2%	
Fairly poor	0	0%	
Very poor	0	0%	
Good (total)	<u>60</u>	98%	
	62		

#### Q9 How often do you see or speak to the GP you prefer?

Always or almost always	23	67%	
A lot of the time	7	21%	
Some of the time	3	9%	
Never or almost never	1	2%	
Not tried at this GP surgery	0	0%	
	<u>34</u>		

This tool allows you to view the practice results for the GP Patient Survey. This NHS England survey, run by survey specialist Ipsos MORI, assesses patients' experiences of local NHS services.

Please note that not all differences (particularly at practice level) will be statistically significant. Caution is therefore advised when comparing findings at practice level.

Core Questions

HOUNSFIELD SURGERY






**Q21a Last time you saw or spoke to a GP from your GP surgery, how good was that GP at the following? Giving you enough time**

Very good	47	76%	
Good	14	22%	
Neither good nor poor	0	0%	
Poor	0	0%	
Very poor	1	2%	
Doesn't apply	0	0%	
Good (total)	62	98%	
	63		

**Q21d Last time you saw or spoke to a GP from your GP surgery, how good was that GP at the following? Involving you in decisions about your care**

Very good	37	59%	
Good	18	29%	
Neither good nor poor	2	4%	
Poor	0	0%	
Very poor	0	0%	
Doesn't apply	5	8%	
Good (total)	55	88%	
	62		

**Q19 How long after your appointment time do you normally wait to be seen?**

I don't normally have appointments at a particular time	0	1%	
Less than 5 minutes	14	23%	
5 to 15 minutes	43	69%	
More than 15 minutes	4	6%	
Can't remember	1	1%	
	62		

**Q22 Did you have confidence and trust in the GP you saw or spoke to?**

Yes, definitely	47	75%	
Yes, to some extent	14	22%	
No, not at all	1	2%	
Don't know/can't say	0	0%	
	63		







This tool allows you to view the practice results for the GP Patient Survey. This NHS England survey, run by survey specialist Ipsos MORI, assesses patients' experiences of local NHS services.

Please note that not all differences (particularly at practice level) will be statistically significant. Caution is therefore advised when comparing findings at practice level.

Core Questions

HOUNSFIELD SURGERY

**Q29** Would you recommend your GP surgery to someone who has just moved to your local area?

Yes, would definitely recommend	52	82%	
Yes, would probably recommend	10	15%	
Not sure	1	2%	
No, would probably not recommend	0	0%	
No, would definitely not recommend	0	0%	
Don't know	1	1%	
	<u>64</u>		